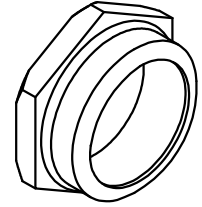
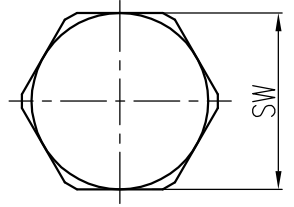
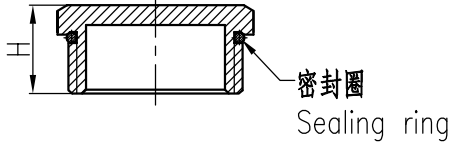
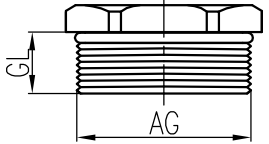


| | |
|---------|---------------------|
| 日期/Date | 档案员 Filing Clerk |
|---------|---------------------|

| M公制螺纹/Metric Thread | | | | | | | | | | |
|---------------------|-------------------|------------------|---------------------|-------------------------|---------------|---------------------------|-----------------------|----------------|--|--|
| 序号 No. | 产品名称 Part code | 产品料号 Part NO. | 螺纹规格 Thread size | 螺纹长度GL Thread length | 高度H Height | 螺纹外径AG Thread diameter | 扳手尺寸SW Wrench size | 重量/Weight g | | |
| 1 | WNP-M12 | 1021010111001 | M12*1.5 | 5 | 8 | 12 | 14 | 14.3 | | |
| 2 | WNP-M16 | 1021010131001 | M16*1.5 | 6 | 9 | 16 | 18 | 19.4 | | |
| 3 | WNP-M18 | 1021010141001 | M18*1.5 | 6 | 10 | 18 | 20 | 13.8 | | |
| 4 | WNP-M20 | 1021010151001 | M20*1.5 | 6 | 9.5 | 20 | 22 | 15.6 | | |
| 5 | WNP-M22 | 1021010161001 | M22*1.5 | 7 | 10 | 22 | 24 | 34.4 | | |
| 6 | WNP-M24 | 1021010171001 | M24*1.5 | 7 | 11 | 24 | 27 | 28 | | |
| 7 | WNP-M25 | 1021010181001 | M25*1.5 | 7 | 11 | 25 | 27 | 27.4 | | |
| 8 | WNP-M32 | 1021010191001 | M32*1.5 | 7 | 11 | 32 | 35 | 41.75 | | |
| 9 | WNP-M36 | 1021010401001 | M36*1.5 | 8 | 12 | 36 | 40 | 127 | | |
| 10 | WNP-M40 | 1021010201001 | M40*1.5 | 8 | 13 | 40 | 45 | 88.8 | | |
| 11 | WNP-M48 | 1021010451001 | M48*1.5 | 9 | 15 | 48 | 50 | 128.4 | | |
| 12 | WNP-M50 | 1021010461001 | M50*1.5 | 9 | 13 | 50 | 55 | 135.1 | | |
| 13 | WNP-M63 | 1021010481001 | M63*1.5 | 10 | 17 | 63 | 65 | 170 | | |

| PG制螺纹/PG Thread | | | | | | | | | | |
|-----------------|-------------------|------------------|---------------------|-------------------------|---------------|---------------------------|-----------------------|----------------|--|--|
| 序号 No. | 产品名称 Part code | 产品料号 Part NO. | 螺纹规格 Thread size | 螺纹长度GL Thread length | 高度H Height | 螺纹外径AG Thread diameter | 扳手尺寸SW Wrench size | 重量/Weight g | | |
| 1 | WNP-PG7 | 1021010011001 | PG7 | 5 | 8 | 12.5 | 14 | 4.9 | | |
| 2 | WNP-PG9 | 1021010021001 | PG9 | 6 | 9 | 15.2 | 18 | 11.2 | | |
| 3 | WNP-PG11 | 1021010031001 | PG11 | 6 | 10 | 18.6 | 20 | 14 | | |
| 4 | WNP-PG13.5 | 1021010041001 | PG13.5 | 7 | 10 | 20.4 | 22 | 17.6 | | |
| 5 | WNP-PG16 | 1021010051001 | PG16 | 7 | 10 | 22.5 | 24 | 19.32 | | |
| 6 | WNP-PG21 | 1021010061001 | PG21 | 7 | 11 | 28.3 | 30 | 34 | | |
| 7 | WNP-PG29 | 1021010071001 | PG29 | 8 | 13 | 37 | 40 | 82 | | |
| 8 | WNP-PG36 | 1021010081001 | PG36 | 8 | 13 | 47 | 50 | 150 | | |
| 9 | WNP-PG42 | 1021010091001 | PG42 | 9 | 15 | 54 | 55 | 160 | | |
| 10 | WNP-PG48 | 1021010101001 | PG48 | 10 | 17 | 59.3 | 65 | 176 | | |



技术参数:
- 材料:
· 主体: 黄铜镀镍
· 密封元件: NBR
- 温度范围: -40℃-100℃, 短时间可以达到120℃
- 防护等级: IP68 (在使用O型圈的情况下)

Technical specification:
- Material:
· Body: nickel-plated brass
· Sealing: NBR
- Temperature range: -40℃-100℃, short-term 120℃
- Degree of protection: IP68(with O-sealing)

| | | | | | | | | | | | | | |
|---------------|--------------|------------------|----------------|---------|-----------------|----------------|------------|---|------------|---|-------------------|------------------|---|
| | | | | | | 表面处理 Finish | - | | | | 图号 Drawing No. | - | |
| | | | | | | 材料 Material | - | | | | 产品代号 Part Code | WNP-XX | |
| 标记 Mark | 次数 Number | 变更描述/Description | | | 签名 Signature | | 日期 Date | | | | | 产品料号 Part No. | - |
| | 姓名/Name | 日期/Date | | 姓名/Name | 日期/Date | 比例 Scale | 版本 REV. | 重量 Weight | 数量 Qty. | 产品名称 Part Name | | | - |
| 绘图 Drawn | BQ LUO | 18.10.2010 | 标准化 Stand. | - | - | 1:1 | V1.0 | - | - | | | | - |
| 审核 Checked | P RAO | 18.10.2010 | | | | | | | | | | | |
| 工艺 Process | - | - | 批准 Approved | YY LIN | 18.10.2010 | | | All Dimensions in mm Original Size DIN A 4 | | 厦门唯恩电气有限公司 XIAMEN WAIN ELECTRICAL CO.LTD | | | |